



PEDDLER FREIGHT

Division 1 - MCR - NMRA

Akron - Canton - Youngstown Division

Serving Carroll, Columbiana, Harrison, Mahoning, Portage, Stark, Summit, Trumbull, Tuscarawas and Wayne Counties

www.div1-mcr-nmra.org

Volume 32 - Issue 7

April 2025

Superintendent's Bulletin



On March 21st, I had the pleasure of attending the Railroad Prototype Modeler's, RPM East, meet in Youngwood, Pennsylvania which is

southeast of Pittsburgh. If you've never had the opportunity to attend such a meet, I would highly recommend attending one. The RPM East meets alternate between the Pittsburgh and Philadelphia areas. There are two full days of seminars, a vendor's room and a model display room. There were 38 seminars being held and a total of four seminar rooms being used. Seminars ran from 9:00 AM to 9:30 PM with a hour and a half for lunch and two hours for dinner. The seminars were model railroading or prototype railroad related. All this for only a small registration fee of \$40. And you can take my word that this was really a great value for \$40. Seminar topics were *Modern Short Lines*, *Weathered - My Latest Techniques*, *Monongahela Connecting Railroad*, *HO Scale Fire Equipment* and



Cuyahoga Valley Terminal Model Railroad Club. Due to some unexpected plumbing work that needs to be done, a meeting at their new home has been pushed out to the May Division 1 meeting on May 18, 2024. Also because of holidays in both April (Easter) and June (Father's Day), those

Division 1 meetings have been moved to April 27, 2025, and June 22, 2025, respectively. The April 27, 2025, meeting will be held at the Ravenna Township Meeting Room and tentative plans call for the June 22, 2025 meeting to be held at Assistant Superintendent Sam Eisele's home.

All Aboard!!!
Jim DiPaola, Superintendent
NMRA, MCR, Division 1

T-TRAK Module Event News

There are no immediate events scheduled at present for either the N or HO scale T-TRAK modules. See page 3 for Div. 1 T-TRAK news.

2024 - 25 Division 1 Events

April 27 - Ravenna Township Meeting Hall
May 18 - TBD
June 22 - TBD



Shipping Westinghouse Transformers just to name a few.

The 2026 RPM East meet will be in the Philadelphia, Pennsylvania area. If you can make it, I guarantee you'll have a great time and be impressed with the models displayed as well as the seminars.

Last month I reported that in April we'd meet at the new home of the

Division 1, MCR, NMRA

Meeting Minutes

March 16, 2025

1. Welcome:

- ~ Call to order: 2:05 PM.
- ~ By: Jim DiPaola, Superintendent
- ~ Participants: 19.
- ~ Location: Ravenna Township Offices.

1a. Special Guest: Tom Beutler

- ~ Presentation on the Cuyahoga Valley Terminal Model Railroad Clubs new quarters in Cuyahoga Falls including future plans and progress made to get it ready for a layout.
- ~ They meet Tuesdays, 5:00 - 7:30, then have dinner together.
- ~ Business meetings last Tuesday of the month.
- ~ 1703 Bailey Road, Cuyahoga Falls.

2. Clerk: Jeff Stone:

- ~ Previous meeting minutes published in Peddler freight.
- ~ Motion carried to approve minutes (Bob Gurdak/Chuck Altwies).

3. Treasurer: Mike Bradley:

- ~ Report presented by treasurer. Available on request.
- ~ Income: none.
- ~ Expenses: Tables for modules and organization insurance.
- ~ Motion carried to approve treasurer report (Bob Gurdak/Steve Zapytowski).

4. Superintendent: Jim DiPaola:

- ~ Don't forget Regional Convention in May and National Convention (Novi, Michigan) in July.

4a. Assistant Superintendent: Sam Eisele: Bought 10 tables at steep discount at Walmart for the modules. They will allow uniform height and size tables for the modules as well as not having to rent or rely on vendors. Six have been sold to members, and 4 will be retained for the 4 corner modules.

5. Peddler Freight Committee: Bruce Hukill: Apologies for incorrect address to Wooster show.

6. Membership Committee: Jim Peters: 73 members.

7. Clinic Committee: Jim DiPaola: Please see Jim if you are considering or willing to present a clinic.

8. Achievement Committee: Lloyd Horst: Frank Trocchia's paperwork has been forwarded to MCR.

9. Module Committee: Lloyd Horst:

- ~ Narrow Gauge Show show setup Friday at 8:30.
- ~ One hour of volunteer time will gain you admission to show.
- ~ Module committee meeting 1:00 Saturday.
- ~ Low key show, mostly model railroaders.

10. Facebook Committee: Jim DiPaola: Facebook page has been turned over to Trev Smith.

11. Website Committee: Steve Zapytowski: No report.

12. Old Business: None.

13. New Business: Jim DiPaola, recommended moving April and June meetings due to Easter and Father's Day respectively. Motion to move meetings to April 27 and June 22 Carried (Bob Anelli/Steve Zapytowski). June date dependent on Sam Eisele's availability to host annual picnic.

14. Bring and Brag: Excellent models and supply finds!

- ~ Glenn Yoder brought a center beam car with tie load and a lumberyard shed.
- ~ Lloyd Horst brought souvenir cars from a trip to [Miniatur Wunderland](#) in Hamburg Germany.
- ~ Jim DiPaola brought scrap loads he found from [Coastman's Scenic Products](#).
- ~ Dennis Sautters brought some ramps he built for locomotive service facilities.
- ~ Sam Eisele brought pipe saddles made by [Leaving a Mark Engraving](#) who produced the saddles based on a conversation with Sam.

15. Good of the Order/Announcements:

- ~ Chuck Altwies brought surplus paint brushes for the members. You never have too many paint brushes, but evidently Chuck does. Thank you!
- ~ John Spinks brought surplus bundle ties for the members. Thank you!
- ~ Jeff Stone spoke a bit about "thinking outside the box" repurposing things to be tools.
- ~ Frank Trocchia spoke about being kind to others. Franks comments were the result of unnecessarily severe criticism on a podcast of Lucy Dormont, the social media specialist for the NMRA. We should be kind to each other in this great mutual interest and hobby we share.
- ~ Bob Ashley Sr. won the 50/50. Sam Eisele won a magazine.

17. Adjournment:

- ~ Motion to adjourn carried (Lloyd Horst/Steve Zapytowski).
- ~ Meeting adjourned at 3:25 PM.

Respectfully submitted,
Jeff Stone
Clerk, Division 1

T-TRAK Modular Group Report

I would like to thank everyone who participated in the narrow gauge train show in Salem. Gary was appreciative of our being there. Like Bruce said, it is a laid-back show and did not have a large number of public visitors. It was nice having a two-day show where you did not have to pack up at the end of the first day.

The N scale layout had two double modules and four singles. Without the corners, it was not as interesting as the HO layout. Initially, when setting up, I had some problems with the Loconet and the UR92 and getting the throttles to work. I think using batteries with low voltage was a factor. Also, one of the throttles may be defective.

One thing that we need to be aware of on our modules, is the correct track overhang at module ends. Below is a paragraph I copied from another club's T-TRAK manual.

Correct track overhang at module ends:

T-TRAK modules are sized such that the track ends extend about 1mm or 1/16" at each end. It is extremely important at each track connecting to another module extend the same amount at each end if the track extensions are not identical then the module may have difficulty locking to the next module.

There were some problems with setting up the HO modules, but I will let Bob Gurdak tell that story.

I was very pleased with our meeting on Saturday. Everyone that was there joined in with comments and observations. One of them was that you should not get upset if a member points out a slight problem with your module. Take it in the spirit it is given to improve our layouts. Another good suggestion, was to have a time separate from the monthly meetings to set up both layouts and run trains. This would highlight areas that we need to improve on. Jerry Kruse said he knows of a place we could use that will accommodate the modules.

I will take the blame for the trouble of getting some of the modules to connect together. When the T-TRAK committee was formed, I had a Module Certification Form, that was to be completed for each module before it was allowed to be in a show. This is used to make sure all Division 1 modules meet the minimum standards. In the race to get set up at the Age of Steam, that fell by the wayside. This form will be revised and put into action for this fall.

Bob Gurdak, Bruce and I are working on venues for this fall. At the moment we are scheduled for the Route 30 Express in Wooster in November and the Age of Steam in December.

Submitted by,
Lloyd Horst
NMRA MCR Div. 1 Module Chair



Nickel Plate PA-1's exit the snowshed on Jerry Kruse's winter scene corner modules during the 31st Annual Narrow Gauge Show held in Salem March 20 - 22.

The HO T-TRAK modules were on display at Gary Kohler's Narrow Gauge Show held at the Salem Friends Church, Salem, OH on Friday - Saturday March 21-22. The layout was set up in the usual oval configuration and we used the new tables that Sam Eisele had found a few weeks before. They were perfect!

Total set-up took about three and a half hours. More scenery is appearing on the modules which attracted many viewers. Although set-up went more smoothly, there are a few bugs that remain. Track-work and wiring problems with a few modules still need to be addressed. These issues and others were discussed at a meeting we had that Saturday afternoon. Our goal is to streamline set-up time, and improve the operability of the layout, taking advantage of the KATO track that T-TRAK standards require. We also discussed using some sort of fabric valance to improve the overall appearance of the display. These ideas and others will be discussed at our upcoming Division meeting in April.

Finally, many thanks to all who participated in this event.

Respectfully submitted,
Bob Gurdak
NMRA MCR Div 1 Module Committee
Eastern Division Chair

Membership


As of April 1, there are now 75 members in Division 1. Please welcome our newest member Owen Adams.

Membership chair,
Jim Peters

Division 1 Meeting Notes



(left, below) Glenn Yoder holds a 73' centerbeam flatcar he filled with 750 railroad ties. Glenn used Northeastern Scale Lumber ties stained with Minwax dark walnut stain for the load. Glenn was inspired by an article in the October 2022 NMRA magazine.



(above, middle right) Dennis Sautters holds a walkover stairway for containment gravel berms surrounding oil tanks. Dennis had a variety of examples.



(right) Jeff Stone holds a weight he uses for gluing parts together. Jeff explained that the weight is a worn out pitch change link bearing from a Blackhawk helicopter he flew while serving in the Army.



Germany, Rust and Pipe Saddles



(top left, top right) Lloyd Horst displayed souvenirs from a visit he made to the Minatur Wunderland in Hamburg, Germany. Being a true train enthusiast, he made sure to get an HO and N scale version.
(middle left) Tom Beutler describes progress made thus far on the new home of the Cuyahoga Valley Terminal Railroad. The CVT will host Divison 1 at a future date to see their new location.
(bottom left) Trev Smith, (l-r) Bob Gurdak, Bob Anelli and Jim Peters look at scale scrap metal and a rusted HO vehicle Jim DiPaola bought from Coastmans Scenic Products.
(bottom right) Sam Eisele holds pipe saddles made by Leaving a Mark Engraving.

Tiny Decals - Big Difference

Sam's Easy Peasy

by Sam Eisele

Many times the smallest details can make a big difference. Here is a use for those tiny decals that nobody uses. Think outside the box. Sometimes you need to disregard "what the decal says" – i.e. the original intent. What you want is something small with color.

Remember, you are dealing with a bunch of older guys whose eyesight is failing and always include the 3 foot rule! (you'll probably be viewing from about 3 feet away) Heck - most of them couldn't read it from one foot.

That's the idea; you don't (maybe shouldn't) read it. Your eye is "seeing something" familiar. Examples are data plates, instruction plates, etc. When was the last time you got down on your hands and knees to look at a data plate? (never)

Instruction plates/signs – BE CAREFUL here – admitting to reading instructions may find you being asked to turn in your guy card... Guys don't read instructions... I hear maybe you want to take a sly glance if there is danger involved. That will usually be tipped off by a red or yellow sign/printing, skull and crossbones, etc., you get the idea. Better yet find someone else to test it out first.

We're getting off track here. What you are trying to do is bring attention to an otherwise mundane item. In the photo examples below,



(above) Decals added to machines, walls and doors add detail to Sam's orange sorting assembly line. Sam uses decals found at train shows in a variety of scales as well as stickers from (below left) fruit/vegetables and postage stamp sheets. The use of Microscale Liquid Decal Film (below right) will ease the application of decals.




the top photo show a plain gray out of the box air conditioner, followed by an air conditioner painted a different color and finally an air conditioner painted a different color with small decals.



Other things to include are general information signs, safety signs, numbers, logos, etc. Every manufacturer wants their name out there on their product.



Sources – decal sets, also take a look at N scale decal sets. They are usually too small to read, but may be useful here. Yes Bruce, finally something useful in N scale. Sources you may not think of include labels off of fruits and vegetables, and even that sheet that your stamps come on from the post office. (That's real mail, not email)



Sam's Easy Peasy N scale Joke of the Month

Spring! When N scalers carefully nurture their rolling stock. Watering them, hoping that they will grow and blossom into a beautiful HO fleet. Avoid overwatering as they may go rogue and you'll end up with a barn full of O scale.

Decals can usually be found at any train show, for cheap. I also strongly suggest getting a bottle of micro scale liquid decal film. (\$4.50-ish)

What you will need:

- Small decals
- Sharp scissors or new number #11 blade
- Pointy tweezers
- Microscale Liquid Decal Film, restores old decals
- Small bowl with water
- Optivisor depending on your level of infirmity
- Since they are so small, you should be sure to seal with Dullcote.

As with most things I do, it's not rocket science, just TAKE YOUR TIME and practice. Remember, you only have to impress you! Everyone else will compliment you to be polite, regardless of the outcome. The more you do it, the more *EASY PEASY* it becomes.



(above right) Decals added to a industrial size tank add realism. Just a few (right) of the many decals Sam has collected for use in his *Easy Peasy* project. Decals can be found for a good price at train shows and flea markets.

Buckeye Express Coming to Columbus Division 6 to host MCR Convention May 15 - 18



The Mid Central Region cordially invites you to join us for the 90th anniversary of the NMRA in its original home - Columbus, Ohio. The *Buckeye Express* will feature a wide range of clinics, operating sessions, layout tours (including a trip to a 7 1/2" inch gauge scale live steam operation), photo and model contests, T-TRAK, company store, swap meet, and more. Additionally, the Columbus area features three hobby shops specializing in model trains, plus two of the premier shopping areas in the Midwest (including IKEA). Nonrail activities include tours of the Ohio Stathouse, art museum, and more. Click below for details.

<https://buckeyeexpress.div6-mcr-nmra.org>

THIS MONTH'S MEETING

Sunday, April 27, 2025

Ravenna Township Meeting Hall

6145 Spring Street

Ravenna, OH 44266

Bring your T-TRAK module if you want to check it to the standards, share your craft or tips, or just have questions.

Bring a snack to share and a drink of your own.

Sale table will be available.

Please bring your Bring-N-Brag items to share.

2 PM

13th Year



MICHAEL L. BRADLEY
LUTCF, CISR




BRADLEY INSURANCE AGENCY

WWW.MBRADLEY.COM

851 W. Main St.
Ravenna, OH 44266
Email: michael@mbradley.com





Phone: (330) 296-7622
Fax: (330) 296-7672

THE
**TILLAMOOK
& ASTORIA**
RAILROAD COMPANY




Steve Zapytowski, MMR 612
Division 1, MCR, NMRA
330-678-4583
szapytowski@neo.rr.com
www.div1-mcr-nmra.org/steve-zapytowski

Northwestern Oregon Circa 1912 — HO and HO_n3



Pittsburgh, Youngstown & Ashtabula Railroad
www.pyamodelrailroad.com



Jim DiPaola
3201 Summit Road, Ravenna, OH 44266-9018
330-577-6052
Chief1RTFD@aol.com



DAVIES STEEL

216.402.8507

LS & MJ Railroad
Little Scioto & Mingo Junction



Jim Peters
Interested in operation send email:
jpeters711@yahoo.com

Train Shows and Open Houses

Youngstown Model RR Assoc. Show - April 6
Parish Center, 4490 Norquest Blvd. Austintown 44151
Admission: \$7.00 9 AM - 3:30 PM

Medina Train and Toy Show - April 6
Medina Fairgrounds, Medina, Ohio 44256
Admission: \$8.00 9 AM - 3 PM

Guernsey Valley MRR Open House - April 19
Third floor of Colley Block Building
648 Wheeling Ave., Cambridge, OH 43725
Admission: \$2.00 12 PM - 4 PM

Great Lakes Large Scale Train Expo - May 9 -10
Metroplex Expo Center, 1620 Motor Inn Dr., Girard 44420
Admission: \$8.00 10 AM - 4 PM

Model Train Day & Flea Market - May 10
Painesville Railroad Museum
475 Railroad Street, Painesville 44077
Admission: \$5.00 10 AM - 3 PM

Paranormal Investigation of the Painesville Railroad Museum - May 16
Painesville Railroad Museum
475 Railroad Street, Painesville 44077
Admission: \$30.00 9 PM - Midnight

S Spring Spree - May 16 - 17
AAA Multipurpose Building, Fairfield County Fairgrounds
157 East Fair Avenue, Lancaster, Ohio
Sspree.info Fri. 10 AM - 6 PM, Sat. 9 AM - 2 PM

History of Cleveland, Painesville and Eastern Interurban - June 8
Painesville Railroad Museum
475 Railroad Street, Painesville 44077
Admission: Free, Donations accepted 2 PM

Model Train Flea Market - June 28
Painesville Railroad Museum
475 Railroad Street, Painesville 44077
Admission: Free, Donations accepted 10 AM - 3 PM

Rubber City Model Train Show - July 12
Emidio's & Sons Expo Center
48 East Bath Road at State Road Cuy. Falls, OH 44223
Admission: \$8.00 10 AM - 3 PM

Hobo Day Model Train Flea Market - July 26
Painesville Railroad Museum
475 Railroad Street, Painesville 44077
Admission: Free, Donations accepted 10 AM - 3 PM

PEDDLER FREIGHT SUBSCRIPTION FORM

Division 1 has moved to email publishing of the Peddler Freight. There is no cost for the email Peddler Freight. However, if you want to receive the Peddler Freight by regular mail, Division 1 requests that you subscribe in order to support the cost of printing and mailing. Under current rules, you will NOT be denied a copy of the Peddler Freight if you do not subscribe, but your support for Division 1 would be appreciated.

SUBSCRIPTION COST: \$5.00 for the publishing year September, 2024 through June, 2025. Make checks payable to: Division 1 - MCR - NMRA

Mail to: Bruce Hukill, editor
901 Wicket Dr.
Akron, OH 44307

Name _____

Address _____

PIKE AD: \$5

City _____ Zip _____

Email _____

EMAIL SUBSCRIPTION (Free)

Subscription preference: Mail _____ Email _____

PEDDLER FREIGHT901 Wicket Drive
Akron, OH 44307Publication of Division 1 - MCR - NMRA
The Akron, Canton, Youngstown Division

First Class

Division 1 Officers

| | | |
|----------------|-------------------|--------------|
| Superintendent | - Jim DiPaola | 330-297-5571 |
| Asst. Supt. | - Sam Eisele | 330-322-3487 |
| Treasurer | - Michael Bradley | 330-325-7622 |

Division 1 Appointees

| | | |
|-----------|----------------|--------------|
| Clerk | - Jeff Stone | 330-356-0486 |
| PF Editor | - Bruce Hukill | 330-571-4037 |

Division 1 Volunteer Positions

| | | |
|---------------------|---------------|--------------|
| Achievement Program | - Lloyd Horst | 330-465-7402 |
| Social Media | - Trev Smith | |
| Christmas Dinner | - Jim DiPaola | 330-297-5571 |
| Clinics | - Jim DiPaola | 330-297-5571 |
| Exhibitions | - Matt Woods | 330-465-8724 |
| | - Lloyd Horst | 330-465-7402 |
| Membership | - Jim Peters | 216-402-8507 |

Modules:

| | | |
|-----------------|---------------|--------------|
| West Div. Chair | - Lloyd Horst | 330-465-7402 |
| East Div. Chair | - Bob Gurdak | 330-506-8550 |

| | | |
|-----------|--------------------|--------------|
| Webmaster | - Steve Zapytowski | 330-715-3444 |
|-----------|--------------------|--------------|

Who to contact in Division 1 and the NMRA**Mid-Central Region**President - Dave Neff
Email: mcprez@nmra.org**National Model Railroad Association**President - Gordon Robinson
Email: president@nmra.org

The **Peddler Freight** is published each month September through November and January through June. Opinions expressed in this issue may not represent the opinions of the Peddler Freight Editor, Division 1, MCR or the NMRA.

