



PEDDLER FREIGHT

Division 1 - MCR - NMRA

Akron - Canton - Youngstown Division

Serving Carroll, Columbiana, Harrison, Mahoning, Portage, Stark,
Summit, Trumbull, Tuscarawas and Wayne Counties

www.div1-mcr-nmra.org

Volume 32 - Issue 6

March 2025

Superintendent's Bulletin



Winter in Ohio caught up with us on February 16th and our February meeting was canceled. The heavy snow and blowing wind made it too risky to drive so we erred on the side of caution. It was suggested that maybe the meeting could be rescheduled but that would only put about two weeks between meetings. It's pretty much known that Division 1 meets on the third Sunday of each month and that way people can plan

other activities around that third Sunday.

On March 16, 2025, we'll be meeting at the Ravenna Township meeting room, and our speaker will be Division 1 member Tom Beutler who is also a member of the Cuyahoga Valley Terminal Model Railroad Club. Tom will give us a Powerpoint presentation on the CVT Club and the new location they will be going to this year. The CVT has offered to host our April 2025 meeting and that date will be forthcoming. The third Sunday in April is the 20th and that is Easter. At the March meeting we'll decide whether we hold the meeting on the second or fourth Sunday of April.

The Cuyahoga Valley Terminal Model Railroad Club was formed in 1976 as a modular layout with a group of people owning different sections or modules. In 1980 the layout was moved into the basement of the Whistle Stop Hobby Shop in Cuyahoga Falls, Ohio and changed to a permanent layout. In 2005 the layout was dismantled and moved into storage with anticipation of the hobby shop closing. However, a new owner was found and the CVT was again allowed its space in the basement. The club continued to be housed in that location until 2015 when the Whistle Stop Hobby Shop closed for good. In 2016 the CVT found a new home in the basement of a building off North Hampton Road in Cuyahoga Falls. In 2024 the CVT was once again forced to move and is currently working on their new space. This is a very resilient group, and I'm sure their new layout will be something great to see.

All Aboard!!!

Jim DiPaola, Superintendent
NMRA, MCR, Division 1

T-TRAK Module Event News

The Module Group will display the T-TRAK modules at the Narrow Gauge Show in Salem on March 20 - 22. For those living nearby, setup is 6 - 9 PM on March 20. Everyone else, setup begins at 8:30 AM March 21. With the show opening at noon that should be plenty of time to get set up and trains running.

As of now, only the HO layout will be running. The N scale will consist of a point to point layout as the corners are not completed.

Gary Kohler has asked for Division 1 members who will be running the T-TRAK layouts to volunteer an hour or two assisting with "crowd control" on Friday or Saturday.

We will have an informal meeting Saturday in the afternoon to discuss organization of the T-TRAK module group. This will be approximately 1 PM so teardown can begin promptly at 3 PM.

Modules for Narrow Gauge Show

If you are bringing HO modules to the 31st Annual Narrow Gauge Show March 20 - 22, please call one of the Chairs so we can have enough tables ready.

Bob Gurdak - (330) 506-8550

Lloyd Horst - (330) 465-7402

Bruce Hukill - (330) 571-4037

2024 - 25 Division 1 Events

March 16 - Ravenna Township Meeting Hall

April - Cuyahoga Valley Terminal RR Club, Date TBD

May 18 - TBD

June 22 - TBD

31ST ANNUAL NARROW GAUGE SHOW. FIRST FRIENDS CHURCH, 1028 JENNINGS AVE., SALEM, OH 44460. MARCH 20-22, 2025.

31st Annual Narrow Gauge Show registration for attendees and vendors. Show schedule as follows:

Thursday evening setup 6-9PM.
Friday setup 830, show opens noon.
Early entry and registration are open.

Saturday setup 8-9AM, show opens at 9. Show closes at 3PM.

Layouts, displays contact us with your needs.

Model contest is open.

On site food.

If you wish to present a clinic, contact us.



<https://shop.portlandlocomotiveworks.com/13-31st-annual-narrow-gauge-show>

AMREC's Spring Slide Show Slides / Movies / Operating Layout

Saturday, March 29, 2025

10 AM till we are tired

Admission - \$2.00 Donation

Coshocton Model Railroad Club
at the Fairgrounds on 7th Street
Coshocton, Ohio

10:00 AM – 1:00 PM – Layout open for Viewing and Operating

We do not have a set schedule for showing slides this year. We are basically having a “Free-for-All” all afternoon and evening.

We are asking that those wishing to share their slides limit your show to two 80 slide KODAK trays, (45 minutes, Maximum). We have extra trays if you need them.

We also have a computer and projector available for those with digital pictures. Have your pictures on a flash drive for the computer.

Please bring your BEST STUFF to show. Have the slides placed correctly in the trays, eliminate the over-exposed, under exposed, and out of focus slides. It makes the show more enjoyable for all.

For additional information call: 740-622-0633 or see us on Facebook: [Facebook.com/amrec.rrclub](https://www.facebook.com/amrec.rrclub)

Hot Dogs, Coneys, and Potato Chips will be available for a donation. Pop will be for sale.

Sam's Easy Peasy Sponge Painting


by Sam Eisele

Of all the varied things we do in our hobby one of the very basics is painting. Think about it. What would your layout look like “unpainted?” A bunch of out-of-the-box trains on plain track going by plastic buildings on a plywood base. I don't think that is the look we are after...

Like everything painting takes a little practice. Most of us can remember our early exposure to paint; you guessed it. Finger painting! No, I haven't lost my mind. However, I'm going to assume we have all graduated from finger painting to its close cousin sponge painting.

Being fairly adventurous I have an airbrush, but it turned out to be too tedious - that's code for I'm too lazy to

clean it. So I've been happy using rattle cans and craft paints. I was usually pretty happy with the outcome of most projects but some final details seemed to be missing. I would try to paint individual spots and blend



them with weathering powders. I will say they turned out pretty well, but could be better. Remember: practice makes perfect, but back to sponge painting. What do we need?

- Sponges - try different types and sizes depending on what you're trying to accomplish. Note different textures - course to fine.
- Gloves! Remember, you've graduated from finger painting.
- Paint - that's it! Easy Peasy!



Now for the technique. Here's the hardest part. Put a small amount of paint on a piece of card stock. Tap your sponge into it. Paint! Blot most of the paint off on a piece of paper or a paper towel; much like if you were dry brushing with a brush. Tap the remaining paint on your piece to paint. Repeat or not. Use a light touch and “not enough” paint. This is a process of multiple layers.



(above) A road surface done with sponge painting is Easy Peasy. Sam stresses the importance of experimenting with different sponge types and sizes.

Remember it is easy to add more but harder to take away, but not impossible. Try to work on tapping up and down and try to avoid wiping on paint as this causes unwanted smears. It is that simple – if you want to add a second or third color I find it best to start lightest, the

move to darker.

Applications for sponge painting: rust, scrapes, roofs, parking lots/roads and clouds. Sponge painting also gives you some texture – rust.

Take an hour and get back to your kindergarten roots and experiment. Each time you do it will get better and better. Who knows, the next meeting you come to your name tag could be crossed out and a new one could read simply, “Picasso!”

Thanks for putting up with me until next time... Sam

(left above) Some of the sponges Sam uses. Arts and craft stores as well as makeup supply stores carry many varieties of sponges.

(left) Two boxcars with sponge applied weathering. Multiple layers of sponge applied paint add years of rust to the roof of the bottom boxcar.

Fun Fact

by Sam Eisele

Thinking of one of our beloved late members, Dave Hazlett. Dave had a couple of "his own" railroads, *Gold and Silver Spike* and *DH Rail*. After Dave's passing, his layout was dismantled and sold off by HJ Trains. Several of us made a trip to Wooster and bought some of Dave's rolling stock/motive power to take home as a keepsake and to remember one of our dear friends.

Fast forward to last week's Independence train show. Harry, from HJ Trains, asked me the name of the guy from Akron. I told him Dave Hazlett. He told me he has sold some of his equipment over the Internet. The buyer called him and wanted to know where he got a hold of the DH rail stuff. Harry told him it was a private road of an estate. The buyer told him that DH Rail turns out to be a real railroad in Cuba! Wonder what he would think about that? Wonder if he's riding the rails in the steamy Caribbean?

Here's to remembering our friend David Hazlett.



(left) A David Hazlett custom painted HO scale switcher .



Buckeye Express Coming to Columbus Division 6 to host MCR Convention May 15 - 18

The Mid Central Region cordially invites you to join us for the 90th anniversary of the NMRA in its original home - Columbus, Ohio. The *Buckeye Express* will feature a wide range of clinics, operating sessions, layout tours (including a trip to a 7 1/2" inch gauge scale live steam operation), photo and model contests, T-TRAK, company store, swap meet, and more. Additionally, the Columbus area features three hobby shops specializing in model trains, plus two of the premier shopping areas in the Midwest (including IKEA). Nonrail activities include tours of the Ohio Stathouse, art museum, and more. Click below for details.

<https://buckeyeexpress.div6-mcr-nmra.org>

THIS MONTH'S MEETING
Sunday, March 16, 2025
Ravenna Township Meeting Hall
6145 Spring Street
Ravenna, OH 44266

Bring your T-TRAK module if you want to check it to the standards, share your craft or tips, or just have questions.

Bring a snack to share and a drink of your own.

Sale table will be available.

Please bring your Bring-N-Brag items to share.

2 PM

13th Year



MICHAEL L. BRADLEY
LUTCF, CISR




BRADLEY INSURANCE AGENCY

WWW.MBRADLEY.COM

851 W. Main St.
Ravenna, OH 44266
Email: michael@mbradley.com





Phone: (330) 296-7622
Fax: (330) 296-7672

THE TILLAMOOK & ASTORIA
RAILROAD COMPANY




Steve Zapytowski, MMR 612
Division 1, MCR, NMRA
330-678-4583
szapytowski@neo.rr.com
www.div1-mcr-nmra.org/steve-zapytowski

Northwestern Oregon Circa 1912 — HO and HO_n3

Pittsburgh, Youngstown & Ashtabula Railroad
www.pyamodelrailroad.com



Jim DiPaola
3201 Summit Road, Ravenna, OH 44266-9018
330-577-6052
Chief1RTFD@aol.com



DAVIES STEEL

216.402.8507

LS & MJ Railroad
Little Scioto & Mingo Junction

Jim Peters
Interested in operation send email:
jpeters711@yahoo.com

Train Shows and Open Houses

Akron Train and Toy Show - March 9

Emidio's & Sons Expo Center
48 E. Bath Road at State Rd, Cuyahoga Falls 44223
Admission: \$5.00 9 AM - 3 PM

Div. 5 Railfest Model RR Show - March 15-16

Lakeland Community College
7700 Clocktower Dr., Kirtland, OH 44094
Admission: \$9.00 10 AM - 4 PM

Wooster Train and Toy Show - March 15

Wayne County Fairgrounds, Wooster, OH
48 E. Bath Road at State Rd, Cuyahoga Falls 44223
Admission: \$7.00 10 AM - 3 PM

31st Annual Narrow Gauge Show - March 20-22
First Friends Church, 1028 Jennings Ave.,
Salem, OH 44460
Admission: \$20.00 for all days
Fri. 12 - 3 PM, Sat. 9 AM - 3 PM

Division 1 T-TRAK modules will be running.

TCA - Spring Show - March 29

Cuyahoga County Fairgrounds
164 Eastland Rd., Middleburg Heights, OH 44017
Admission: \$6.00 10 AM - 3 PM

Medina Train & Toy Show - April 6

Medina Fairgrounds, Medina, OH 44256
Admission: \$6.00 9 AM - 3 PM

Youngstown Model RR Assoc. Show - April 6

Parish Center, 4490 Norquest Blvd. Austintown 44151
Admission: \$7.00 9 AM - 3:30 PM

Great Lakes Large Scale Train Expo - May 9 -10

Metroplex Expo Center, 1620 Motor Inn Dr., Girard 44420
Admission: \$8.00 10 AM - 4 PM

Model Train Day & Flea Market - May 10

Painesville Railroad Museum
475 Railroad Street, Painesville 44077
Admission: \$5.00 10 AM - 3 PM

Paranormal Investigation of the Painesville Railroad Museum - May 16

Painesville Railroad Museum
475 Railroad Street, Painesville 44077
Admission: \$30.00 9 PM - Midnight

S Spring Spree - May 16 - 17

AAA Multipurpose Building, Fairfield County Fairgrounds
157 East Fair Avenue, Lancaster, Ohio
sspree.info

PEDDLER FREIGHT SUBSCRIPTION FORM

Division 1 has moved to email publishing of the Peddler Freight. There is no cost for the email Peddler Freight. However, if you want to receive the Peddler Freight by regular mail, Division 1 requests that you subscribe in order to support the cost of printing and mailing. Under current rules, you will NOT be denied a copy of the Peddler Freight if you do not subscribe, but your support for Division 1 would be appreciated.

SUBSCRIPTION COST: \$5.00 for the publishing year September, 2024 through June, 2025. Make checks payable to:
Division 1 - MCR - NMRA

Mail to: Bruce Hukill, editor
901 Wicket Dr.
Akron, OH 44307

Name _____

Address _____

PIKE AD: \$5

City _____ Zip _____

Email _____

EMAIL SUBSCRIPTION (Free)

Subscription preference: Mail _____ Email _____

PEDDLER FREIGHT

901 Wicket Drive
Akron, OH 44307

Publication of Division 1 - MCR - NMRA
The Akron, Canton, Youngstown Division

First Class

Division 1 Officers

Superintendent	- Jim DiPaola	330-297-5571
Asst. Supt.	- Sam Eisele	330-322-3487
Treasurer	- Michael Bradley	330-325-7622

Division 1 Appointees

Clerk	- Jeff Stone	330-356-0486
PF Editor	- Bruce Hukill	330-571-4037

Division 1 Volunteer Positions

Achievement Program	- Lloyd Horst	330-465-7402
Apparel - OPEN		
Christmas Dinner	- Jim DiPaola	330-297-5571
Clinics	- Jim DiPaola	330-297-5571
Exhibitions	- Matt Woods	330-465-8724
	- Lloyd Horst	330-465-7402
Membership	- Jim Peters	216-402-8507
Modules:		
West Div. Chair	- Lloyd Horst	330-465-7402
East Div. Chair	- Bob Gurdak	330-506-8550
Webmaster	- Steve Zapytowski	330-715-3444

Who to contact in Division 1 and the NMRA

Mid-Central Region
President - Dave Neff
Email: mcprez@nmra.org

National Model Railroad Association
President - Gordon Robinson
Email: president@nmra.org

The **Peddler Freight** is published each month September through November and January through June. Opinions expressed in this issue may not represent the opinions of the Peddler Freight Editor, Division 1, MCR or the NMRA.

